


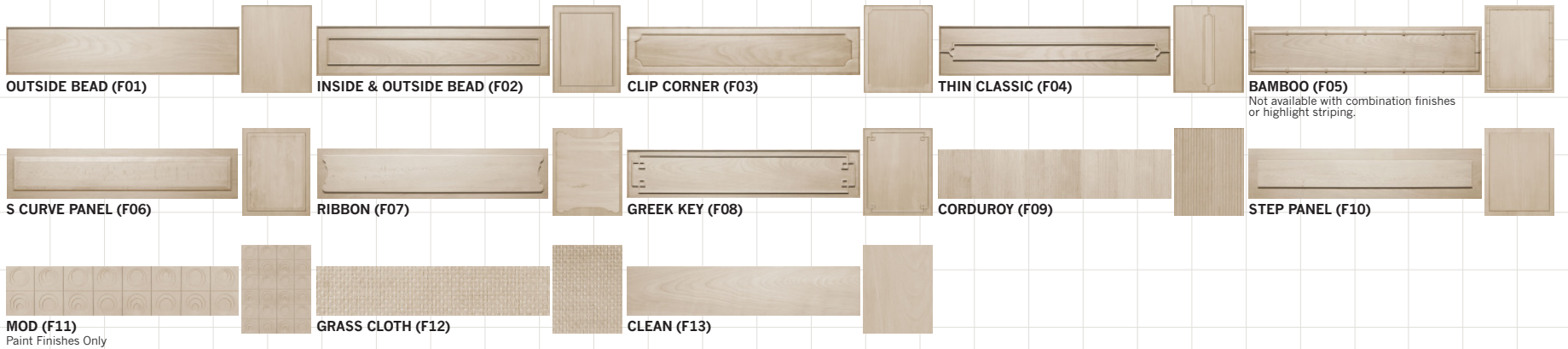
MAKE IT YOURS HOME OFFICE

2 CHOOSE your BASE. Base options not available on units with shelving.



3 CHOOSE your STANDARD OR PREMIUM FACE (drawer or door). Overlay designs are applied to the face of each drawer and door front.

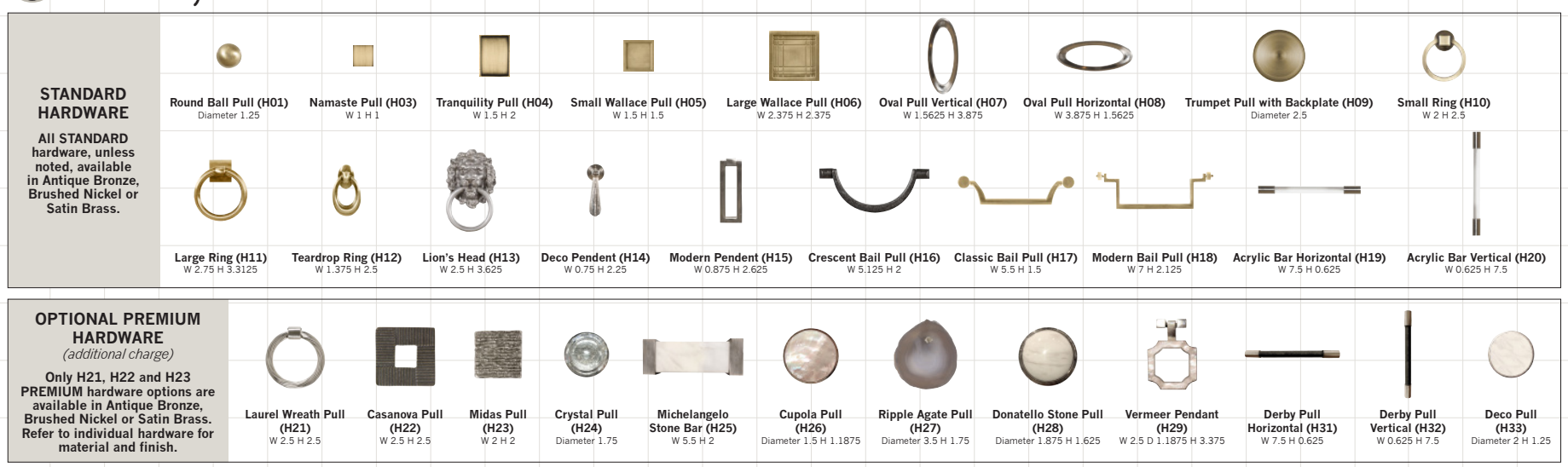
STANDARD DOOR/DRAWER FACE OPTIONS



PREMIUM DOOR/DRAWER FACE OPTIONS (additional charge) \*Refer to the Vanguard website for restrictions on select face/hardware combinations.



4 CHOOSE your STANDARD OR OPTIONAL PREMIUM HARDWARE. \*Refer to the Vanguard website for restrictions on select face/hardware combinations.



5 CHOOSE your PLACE.

Select the placement/position of hardware on drawers and doors.



6 CHOOSE your PERSONALIZED\* FINISH.

Select from hundreds of finishes — standard stain, paint or metallic paint finish, MIY paint, artisan wood finish or premium leaf finish. Customize your piece even further by adding an optional embellishment such as highlight striping, sheen level option or distressing level. \*Optional charges may apply.

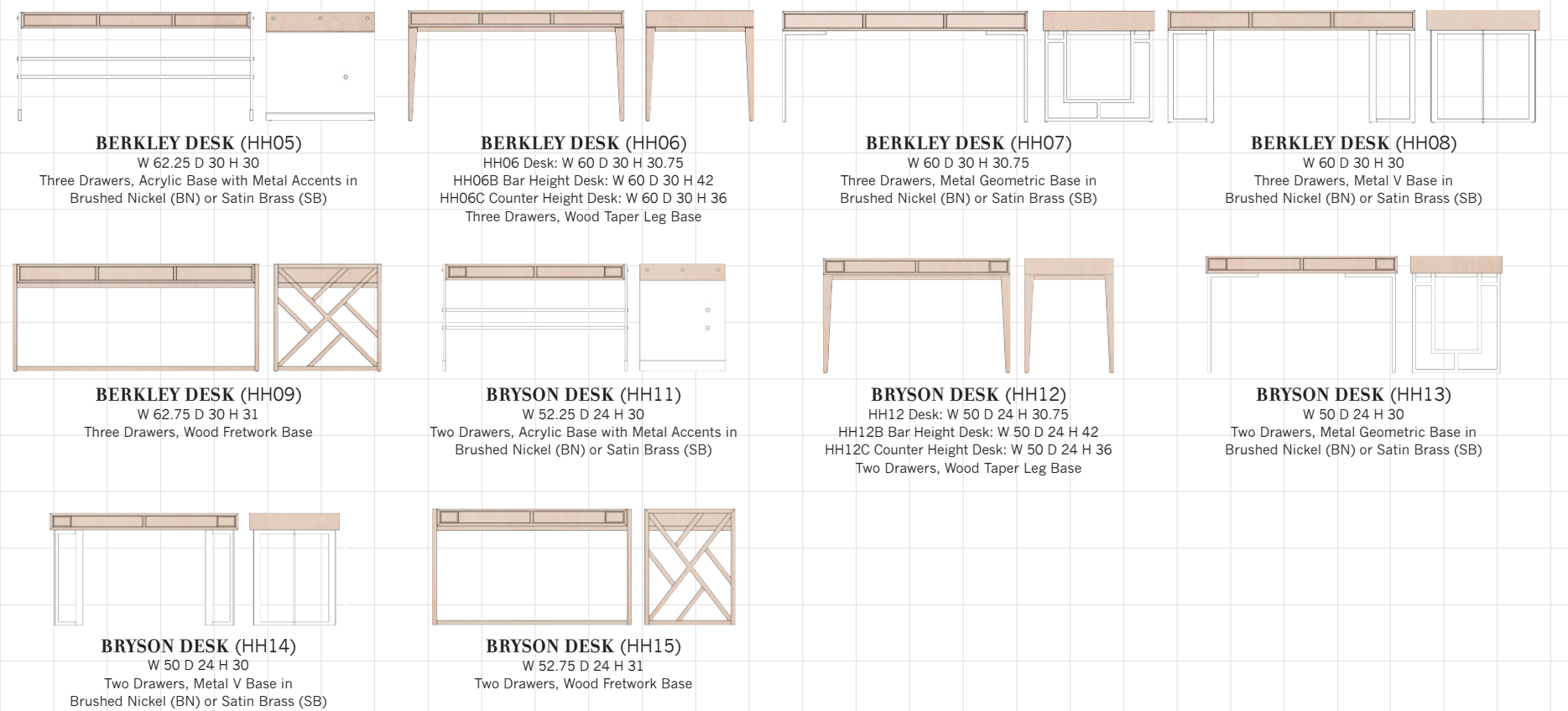
VANGUARD®  
FURNITURE

Make It Yours® Home Office

Choose from an assortment of desks, filing cabinets, credenzas and etageres to create your own custom home office. Add a base style, a face style for doors and drawers, and a hardware option and placement. Then select a personalized finish and an optional custom embellishment to create a look that is completely your own. Personalize your home office — make it yours.



1 CHOOSE your HOME OFFICE DESK STYLE.



2 CHOOSE your STANDARD DRAWER FACE.

STANDARD DRAWER FACE OPTIONS



PREMIUM DRAWER FACE OPTIONS (additional charge) \*Refer to the Vanguard website for restrictions on select face/hardware combinations.



3 CHOOSE your STANDARD OR OPTIONAL PREMIUM HARDWARE.

\*Refer to the Vanguard website for restrictions on select face/hardware combinations.



MAKE IT YOURS HOME OFFICE

4 CHOOSE YOUR PLACE.

Select the placement/position of hardware on drawers.



One Column Centered on Each Drawer (P1)



Two Columns Equally Offset from Center on Each Drawer (P2)  
*(additional charge for this option in both standard and premium hardware)*

5 CHOOSE YOUR PERSONALIZED\* FINISH.

Select from hundreds of finishes — standard stain, paint or metallic paint finish, MIY paint, artisan wood finish or premium leaf finish. Customize your piece even further by adding an optional embellishment such as highlight striping, sheen level option or distressing level. *\*Optional charges may apply.*

ADD A DESK CHAIR TO COMPLETE YOUR HOME OFFICE.



**RYDER DESK CHAIR (V66-DC)**  
W 25 D 23 H 35  
Polished Stainless Steel Base & Casters or Metal Paint Finishes with Black Metal Casters



**CHARLEY DESK CHAIR (V67-DC)**  
W 24 D 26 H 32.5  
Polished Stainless Steel Base & Casters or Metal Paint Finishes with Black Metal Casters



**EMMETT DESK CHAIR (V68-DC)**  
W 24.75 D 23 H 36.25  
Polished Stainless Steel Base & Casters or Metal Paint Finishes with Black Metal Casters



**IAN DESK CHAIR (V69-DC)**  
W 24 D 26 H 33  
Polished Stainless Steel Base & Casters or Metal Paint Finishes with Black Metal Casters

1 CHOOSE YOUR HOME OFFICE STORAGE PIECE(S).


HOME OFFICE FILING CABINETS



**BAX CABINET (HH02)**  
W 23.25 D 19 H 23 (+base)  
One Filing Drawer, One Drawer



**BEALLE CABINET (HH04)**  
W 30 D 19 H 23 (+base)  
One Filing Drawer, One Drawer



**BORDEN CABINET (HH03)**  
W 37.25 D 19 H 24.75 (+base)  
One Filing Drawer, One Drawer

HOME OFFICE CREDENZAS Credenzas have a 1.5" solid top that spans the entire width of the configuration with slight overhang.



**BELMONT CREDENZA (HH20)**  
W 76.25 D 19.75 H 25.5 (+base)  
Left: One Drawer, One Filing Drawer  
Right: Two Doors, One Adjustable Interior Shelf  
Fitted for Cord Management



**BELMONT CREDENZA (HH21)**  
W 76.25 D 19.75 H 25.5 (+base)  
Left: Two Doors, One Adjustable Interior Shelf  
Right: One Filing Drawer  
Fitted for Cord Management



**BELMONT CREDENZA (HH22)**  
W 76.25 D 19.75 H 25.5 (+base)  
Left: One Drawer, One Filing Drawer  
Right: One Drawer, One Filing Drawer



**BELMONT CREDENZA (HH30)**  
W 113.5 D 19.75 H 25.5 (+base)  
Left: One Drawer, One Filing Drawer  
Center: One Drawer, One Filing Drawer  
Right: One Drawer, One Filing Drawer




**BELMONT CREDENZA (HH31)**  
W 113.5 D 19.75 H 25.5 (+base)  
Left: One Drawer, One Filing Drawer  
Center: Two Doors, One Adjustable Interior Shelf  
Right: One Drawer, One Filing Drawer  
Fitted for Cord Management




**BELMONT CREDENZA (HH32)**  
W 113.5 D 19.75 H 25.5 (+base)  
Left: Two Doors, One Adjustable Interior Shelf  
Right: Two Doors, One Adjustable Interior Shelf  
Fitted for Cord Management



**BELMONT CREDENZA (HH33)**  
W 113.5 D 19.75 H 25.5 (+base)  
Left: One Drawer, One Filing Drawer  
Center: One Drawer, One Removable Glass Shelf  
Right: One Drawer, One Filing Drawer



**BELMONT CREDENZA (HH34)**  
W 113.5 D 19.75 H 25.5 (+base)  
Left: One Drawer, One Removable Glass Shelf  
Center: Open Space (W 37)  
Right: One Drawer, One Removable Glass Shelf




**BELMONT CREDENZA (HH40)**  
W 113.5 D 19.75 H 25.5 (+base)  
Left: One Drawer, One Filing Drawer  
Center: Open Space (W 52)  
Right: One Drawer, One Filing Drawer



**BELMONT CREDENZA (HH41)**  
W 113.5 D 19.75 H 25.5 (+base)  
Left: One Drawer, One Filing Drawer  
Center: Open Space (W 52)  
Right: One Drawer, One Removable Glass Shelf



**BELMONT CREDENZA (HH42)**  
W 113.5 D 19.75 H 25.5 (+base)  
Left: One Drawer, One Removable Glass Shelf  
Center: Open Space (W 52)  
Right: One Drawer, One Filing Drawer



**BELMONT CREDENZA (HH50)**  
W 113.5 D 19.75 H 25.5 (+base)  
Left: One Drawer, One Filing Drawer  
Center: Open Space (W 37)  
Right: One Drawer, One Filing Drawer

MAKE IT YOURS HOME OFFICE



**BELMONT CREDENZA (HH51)**  
W 113.5 D 19.75 H 25.5 (+base)  
Left: One Drawer, One Filing Drawer  
Center: Open Space (W 37)  
Right: One Drawer, One Removable Glass Shelf



**BELMONT CREDENZA (HH52)**  
W 113.5 D 19.75 H 25.5 (+base)  
Left: One Drawer, One Removable Glass Shelf  
Center: Open Space (W 37)  
Right: One Drawer, One Filing Drawer



**BELMONT CREDENZA (HH53)**  
W 113.5 D 19.75 H 25.5 (+base)  
Left: One Drawer, One Filing Drawer  
Center: Open Space (W 37)  
Right: Two Doors, One Adjustable Interior Shelf  
Fitted for Cord Management



**BELMONT CREDENZA (HH54)**  
W 113.5 D 19.75 H 25.5 (+base)  
Left: Two Doors, One Adjustable Interior Shelf  
Center: Open Space (W 37)  
Right: One Drawer, One Filing Drawer  
Fitted for Cord Management

HOME OFFICE ETAGERES Etageres have no base options. Choose wood or glass top shelves, then metal finish in Brushed Nickel (BN) or Satin Brass (SB). *\*Wood and glass top shelves combination (upcharge)*



**BRAE ETAGERE (HH03EG)**  
W 37.25 D 20.75 H 84  
One Shelving Unit, Three Adjustable Shelves,  
One Drawer, One Filing Drawer



**BAYLOR ETAGERE (HH20EG)**  
W 76.25 D 20.75 H 84  
Two Shelving Units, Six Adjustable Shelves  
Left: Two Doors, One Adjustable Interior Shelf  
Right: Two Doors, One Adjustable Interior Shelf  
Fitted for Cord Management



**BAYLOR ETAGERE (HH21EG)**  
W 76.25 D 20.75 H 84  
Two Shelving Units, Six Adjustable Shelves  
Left: Two Doors, One Adjustable Interior Shelf  
Right: One Drawer, One Filing Drawer  
Fitted for Cord Management



**BAYLOR ETAGERE (HH22EG)**  
W 76.25 D 20.75 H 84  
Two Shelving Units, Six Adjustable Shelves  
Left: One Drawer, One Filing Drawer  
Right: One Drawer, One Filing Drawer



**BAYLOR ETAGERE (HH30EG)**  
W 113.5 D 20.75 H 84  
Three Shelving Units, Nine Adjustable Shelves  
Left: One Drawer, One Filing Drawer  
Center: One Drawer, One Filing Drawer  
Right: One Drawer, One Filing Drawer



**BAYLOR ETAGERE (HH31EG)**  
W 113.5 D 20.75 H 84  
Three Shelving Units, Nine Adjustable Shelves  
Left: One Drawer, One Filing Drawer  
Center: Two Doors, One Adjustable Interior Shelf  
Right: One Drawer, One Filing Drawer  
Fitted for Cord Management



**BAYLOR ETAGERE (HH32EG)**  
W 113.5 D 20.75 H 84  
Three Shelving Units, Nine Adjustable Shelves  
Left: Two Doors, One Adjustable Interior Shelf  
Center: One Drawer, One Filing Drawer  
Right: Two Doors, One Adjustable Interior Shelf  
Fitted for Cord Management



**BAYLOR ETAGERE (HH33EG)**  
W 113.5 D 20.75 H 84  
Three Shelving Units, Nine Adjustable Shelves  
Left: One Drawer, One Filing Drawer  
Center: One Drawer, One Removable Glass Shelf  
Right: One Drawer, One Filing Drawer



**BAYLOR ETAGERE (HH34EG)**  
W 113.5 D 20.75 H 84  
Three Shelving Units, Nine Adjustable Shelves  
Left: One Drawer, One Removable Glass Shelf  
Center: One Drawer, One Filing Drawer  
Right: One Drawer, One Removable Glass Shelf



**BAYLOR ETAGERE (HH50EG)**  
W 113.5 D 20.75 H 84  
Two Shelving Units, Six Adjustable Shelves  
Left: One Drawer, One Filing Drawer  
Center: Open Space (W 37)  
Right: One Drawer, One Filing Drawer



**BAYLOR ETAGERE (HH51EG)**  
W 113.5 D 20.75 H 84  
Two Shelving Units, Six Adjustable Shelves  
Left: One Drawer, One Filing Drawer  
Center: Open Space (W 37)  
Right: One Drawer, One Removable Glass Shelf



**BAYLOR ETAGERE (HH52EG)**  
W 113.5 D 20.75 H 84  
Two Shelving Units, Six Adjustable Shelves  
Left: Two Doors, One Adjustable Interior Shelf  
Center: Open Space (W 37)  
Right: One Drawer, One Filing Drawer



**BAYLOR ETAGERE (HH53EG)**  
W 113.5 D 20.75 H 84  
Two Shelving Units, Six Adjustable Shelves  
Left: One Drawer, One Filing Drawer  
Center: Open Space (W 37)  
Right: Two Doors, One Adjustable Interior Shelf  
Fitted for Cord Management



**BAYLOR ETAGERE (HH54EG)**  
W 113.5 D 20.75 H 84  
Two Shelving Units, Six Adjustable Shelves  
Left: Two Doors, One Adjustable Interior Shelf  
Center: Open Space (W 37)  
Right: One Drawer, One Filing Drawer  
Fitted for Cord Management



**BAYLOR ETAGERE (HH60EG)**  
W 113.5 D 20.75 H 84  
Two Shelving Units, Six Adjustable Shelves  
Left: One Drawer, One Filing Drawer  
Center: Open Space (W 37)  
Right: One Drawer, One Filing Drawer



**BAYLOR ETAGERE (HH61EG)**  
W 113.5 D 20.75 H 84  
Two Shelving Units, Six Adjustable Shelves  
Left: One Drawer, One Filing Drawer  
Center: Two Doors, One Adjustable Interior Shelf  
Right: One Drawer, One Filing Drawer  
Fitted for Cord Management



**BAYLOR ETAGERE (HH62EG)**  
W 113.5 D 20.75 H 84  
Two Shelving Units, Six Adjustable Shelves  
Left: Two Doors, One Adjustable Interior Shelf  
Center: One Drawer, One Filing Drawer  
Right: Two Doors, One Adjustable Interior Shelf  
Fitted for Cord Management



**BAYLOR ETAGERE (HH63EG)**  
W 113.5 D 20.75 H 84  
Two Shelving Units, Six Adjustable Shelves  
Left: One Drawer, One Removable Glass Shelf  
Center: One Drawer, One Filing Drawer  
Right: One Drawer, One Filing Drawer



**BAYLOR ETAGERE (HH64EG)**  
W 113.5 D 20.75 H 84  
Two Shelving Units, Six Adjustable Shelves  
Left: One Drawer, One Removable Glass Shelf  
Center: One Drawer, One Filing Drawer  
Right: One Drawer, One Removable Glass Shelf